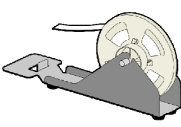
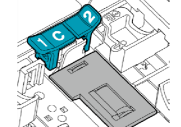
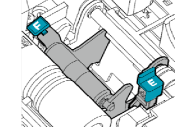
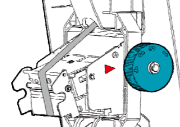
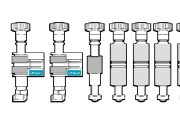
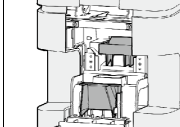
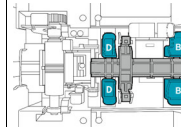
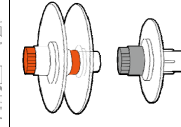

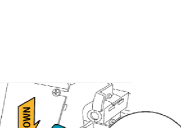


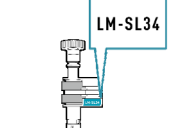



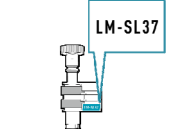

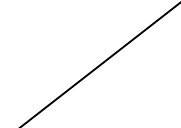



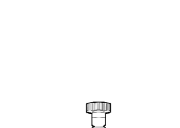
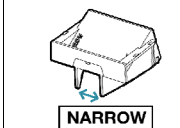


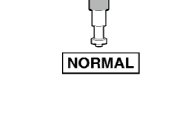
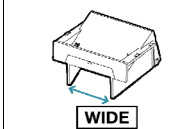
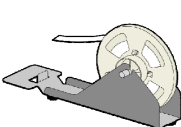
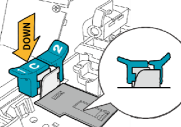

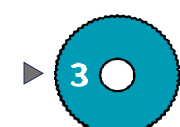
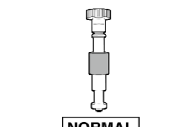
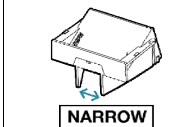
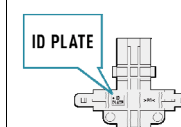
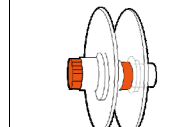




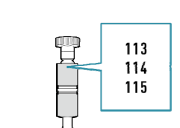

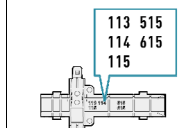

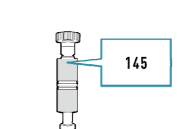
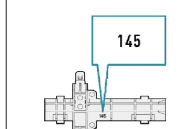
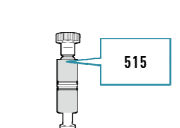
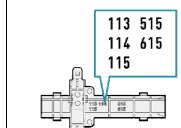
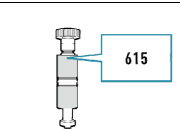
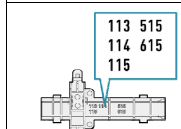
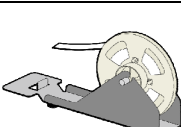
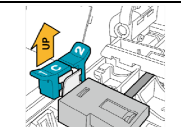
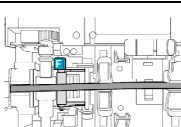
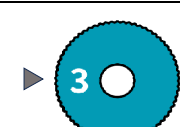
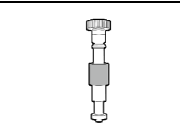
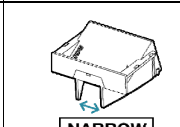
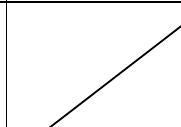
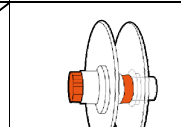
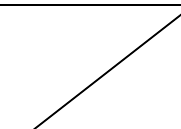





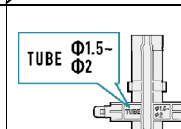

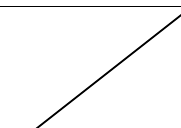



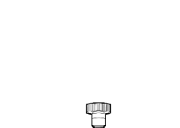

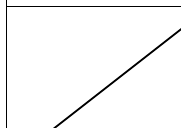
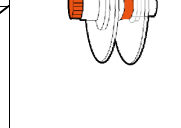
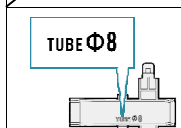


# How to set consumables

Consumables		Reel stand	Length Sensor	M roller	Head pressure	Platen Roller	Exit guide	Attachment	Ink ribbon flange		
Type	Size										
Image											
GRIP SLEEVE	LM-SL34										
	LM-SL37										
HEAT SHRINK TUBE	φ1.5~φ11										
	φ12~φ19										
ID PLATE	LM-ID4110										
BLOCK MARKER	113 114 115										
	145										
	515										
	615										
TAPE MARKER STRIP	—										
MAX TUBE LM-TU4**L	φ1.5~φ2.0										
MAX TUBE LM-TU4**L	φ2.5~φ6.5										
MAX TUBE LM-TU480L	φ8										
GENERIC TUBE	φ10										
GRIP TUBE LM-TU**G	—	